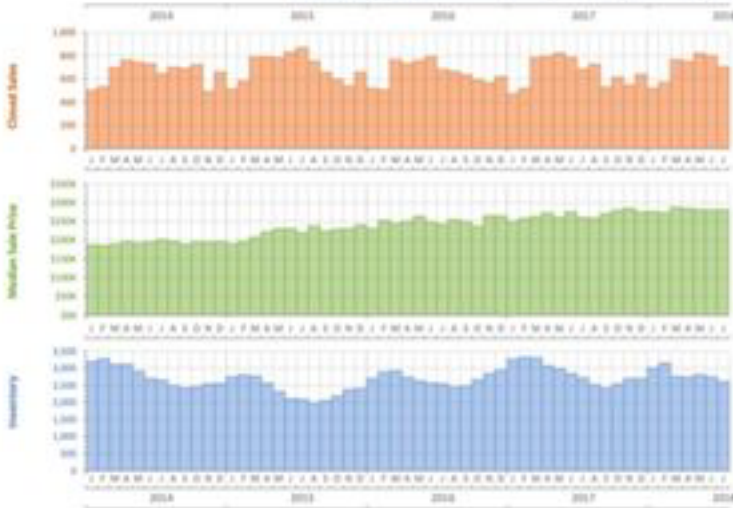


Monthly Market Summary - July 2018
Single Family Homes
Sarasota County



	July 2018	July 2017	Percent Change Year-over-Year
Closed Sales	704	683	3.2%
Paid in Cash	239	238	2.2%
Median Sale Price	\$249,750	\$249,000	0.3%
Average Sale Price	\$254,246	\$273,938	-8.2%
Dollar Volume	\$249.3 Million	\$233.4 Million	6.8%
Med. Pct. of Orig. List Price Received	95.2%	95.2%	-0.2%
Median Time to Contract	52 Days	55 Days	-5.5%
Median Time to Sale	95 Days	103 Days	-7.8%
New Pending Sales	690	703	-1.8%
New Listings	688	744	-7.3%
Pending Inventory	912	1,011	-9.8%
Inventory (Active Listings)	2,405	2,714	-10.7%
Months Supply of Inventory	3.3	4.3	-23.3%

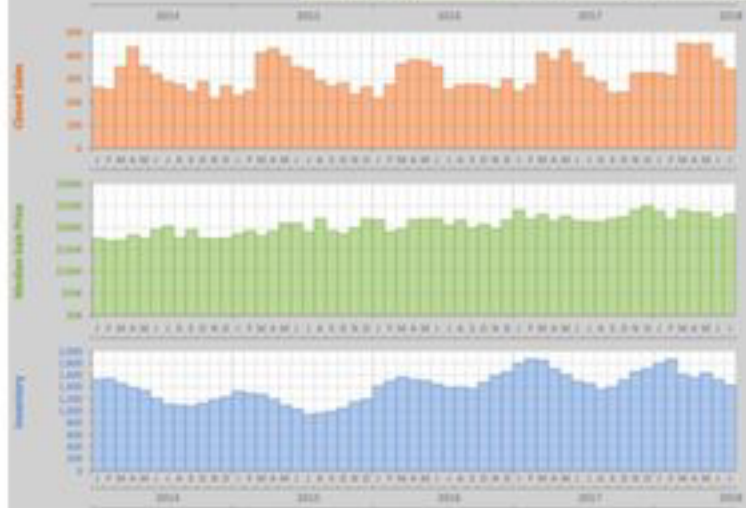


Prepared by Florida REALTORS with data provided by Florida's multiple listing services. Statistics for each month compiled from MLS feeds on the 15th day of the following month. Data released on Wednesday, August 22, 2018. Next data release on Thursday, September 20, 2018.

Monthly Market Summary - July 2018
Townhouses and Condos
Sarasota County



	July 2018	July 2017	Percent Change Year-over-Year
Closed Sales	341	306	11.4%
Paid in Cash	139	189	-5.3%
Median Sale Price	\$232,000	\$234,075	0.9%
Average Sale Price	\$232,242	\$227,912	1.9%
Dollar Volume	\$113.8 Million	\$109.3 Million	12.8%
Med. Pct. of Orig. List Price Received	94.4%	94.2%	0.3%
Median Time to Contract	47 Days	51 Days	3.3%
Median Time to Sale	102 Days	106 Days	-4.8%
New Pending Sales	308	289	6.6%
New Listings	341	323	5.6%
Pending Inventory	524	474	10.3%
Inventory (Active Listings)	1,431	1,408	1.6%
Months Supply of Inventory	4.3	4.8	-10.9%

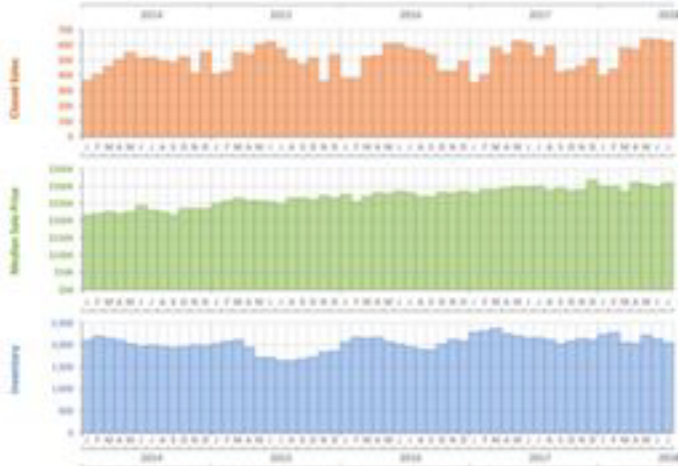


Prepared by Florida REALTORS with data provided by Florida's multiple listing services. Statistics for each month compiled from MLS feeds on the 15th day of the following month. Data released on Wednesday, August 22, 2018. Next data release on Thursday, September 20, 2018.

Monthly Market Summary - July 2018
Single Family Homes
Manatee County



	July 2018	July 2017	Percent Change Year-over-Year
Closed Sales	622	622	0.0%
Paid in Cash	262	242	8.7%
Median Sale Price	\$249,200	\$249,000	0.2%
Average Sale Price	\$249,200	\$274,900	-9.4%
Dollar Volume	\$234.3 Million	\$209.3 Million	12.0%
Med. Pct. of Orig. List Price Received	95.2%	95.4%	-0.2%
Median Time to Contract	49 Days	54 Days	11.9%
Median Time to Sale	90 Days	93 Days	-3.2%
New Pending Sales	587	574	2.3%
New Listings	605	703	-14.1%
Pending Inventory	788	781	0.9%
Inventory (Active Listings)	2,044	2,029	0.8%
Months Supply of Inventory	3.3	4.3	-23.3%



Prepared by Florida REALTORS with data provided by Florida's multiple listing services. Statistics for each month compiled from MLS feeds on the 15th day of the following month.

Monthly Market Summary - July 2018
Townhouses and Condos
Manatee County



	July 2018	July 2017	Percent Change Year-over-Year
Closed Sales	338	338	0.0%
Paid in Cash	134	97	37.9%
Median Sale Price	\$199,200	\$199,000	0.1%
Average Sale Price	\$201,896	\$210,210	-3.9%
Dollar Volume	\$140.5 Million	\$141.8 Million	-0.9%
Med. Pct. of Orig. List Price Received	95.2%	94.2%	1.1%
Median Time to Contract	44 Days	59 Days	32.3%
Median Time to Sale	87 Days	105 Days	-17.2%
New Pending Sales	345	304	13.5%
New Listings	330	302	9.3%
Pending Inventory	548	589	-6.8%
Inventory (Active Listings)	840	811	3.6%
Months Supply of Inventory	2.4	2.6	-7.7%



Prepared by Florida REALTORS with data provided by Florida's multiple listing services. Statistics for each month compiled from MLS feeds on the 15th day of the following month.