

Monthly Market Summary - June 2017

Single Family Homes

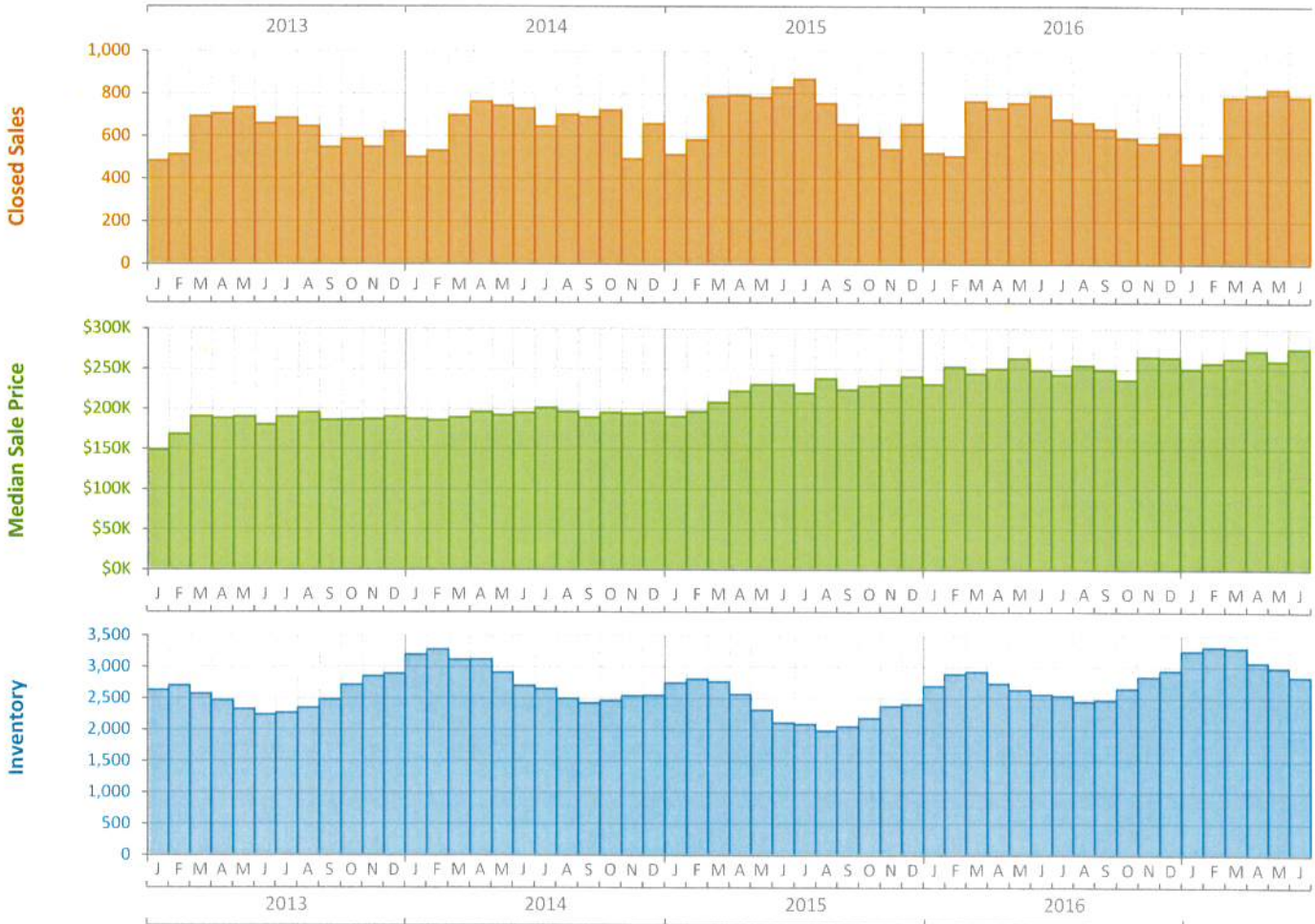
Sarasota County



FloridaRealtors®
The Voice for Real Estate in Florida



	June 2017	June 2016	Percent Change Year-over-Year
Closed Sales	785	791	-0.8%
Paid in Cash	254	295	-13.9%
Median Sale Price	\$275,000	\$248,000	10.9%
Average Sale Price	\$359,226	\$334,481	7.4%
Dollar Volume	\$282.0 Million	\$264.6 Million	6.6%
Med. Pct. of Orig. List Price Received	95.0%	95.4%	-0.4%
Median Time to Contract	51 Days	42 Days	21.4%
Median Time to Sale	107 Days	98 Days	9.2%
New Pending Sales	741	698	6.2%
New Listings	781	821	-4.9%
Pending Inventory	1,040	1,088	-4.4%
Inventory (Active Listings)	2,841	2,560	11.0%
Months Supply of Inventory	4.3	3.8	13.2%



Produced by Florida REALTORS® with data provided by Florida's multiple listing services. Statistics for each month compiled from MLS feeds on the 15th day of the following month. Data released on Monday, July 24, 2017. Historical data revised on Monday, January 16, 2017. Next data release is Thursday, August 24, 2017.

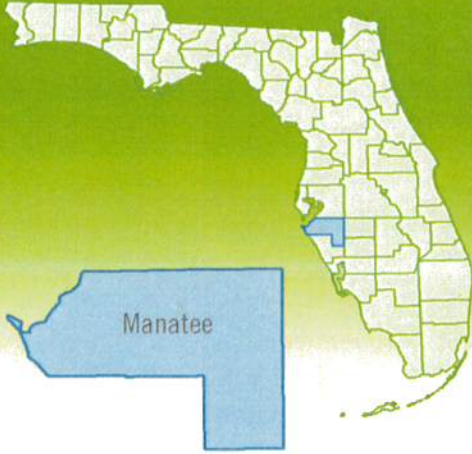
Monthly Market Summary - June 2017

Single Family Homes

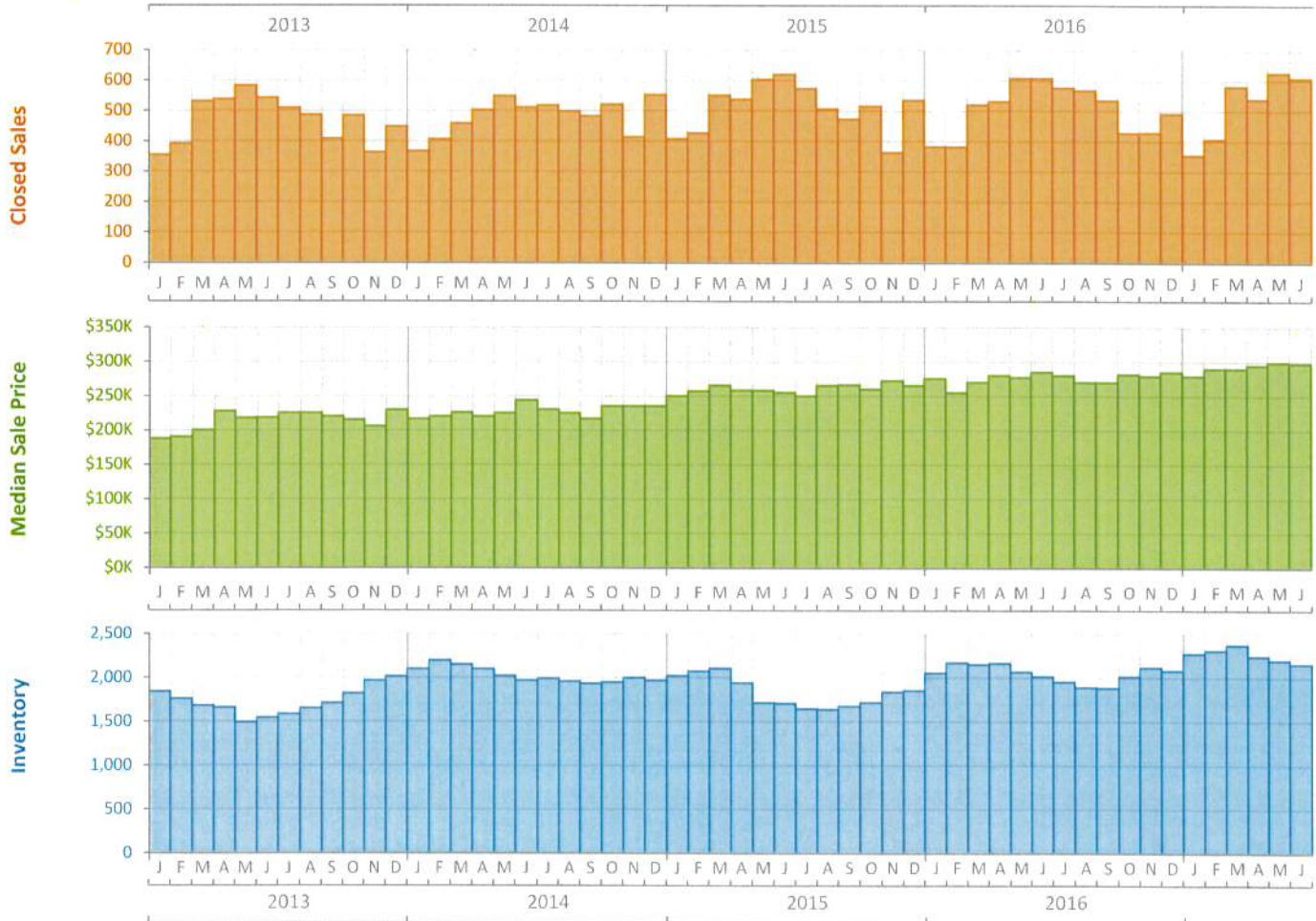
Manatee County



FloridaRealtors®
The Voice for Real Estate™ in Florida



	June 2017	June 2016	Percent Change Year-over-Year
Closed Sales	608	608	0.0%
Paid in Cash	169	176	-4.0%
Median Sale Price	\$297,750	\$285,000	4.5%
Average Sale Price	\$365,475	\$352,948	3.5%
Dollar Volume	\$222.2 Million	\$214.6 Million	3.5%
Med. Pct. of Orig. List Price Received	95.3%	95.9%	-0.6%
Median Time to Contract	47 Days	46 Days	2.2%
Median Time to Sale	94 Days	105 Days	-10.5%
New Pending Sales	563	566	-0.5%
New Listings	658	661	-0.5%
Pending Inventory	778	939	-17.1%
Inventory (Active Listings)	2,157	2,015	7.0%
Months Supply of Inventory	4.2	4.0	5.0%



Produced by Florida REALTORS® with data provided by Florida's multiple listing services. Statistics for each month compiled from MLS feeds on the 15th day of the following month. Data released on Monday, July 24, 2017. Historical data revised on Monday, January 16, 2017. Next data release is Thursday, August 24, 2017.

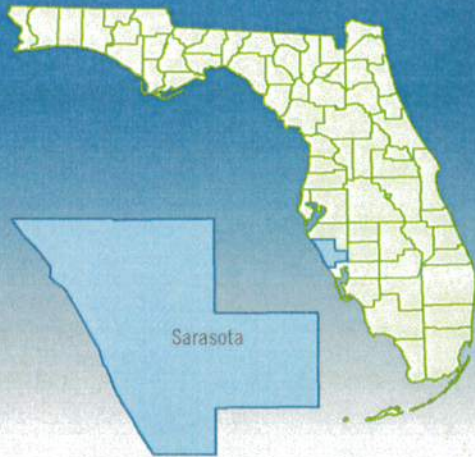
Monthly Market Summary - June 2017

Townhouses and Condos

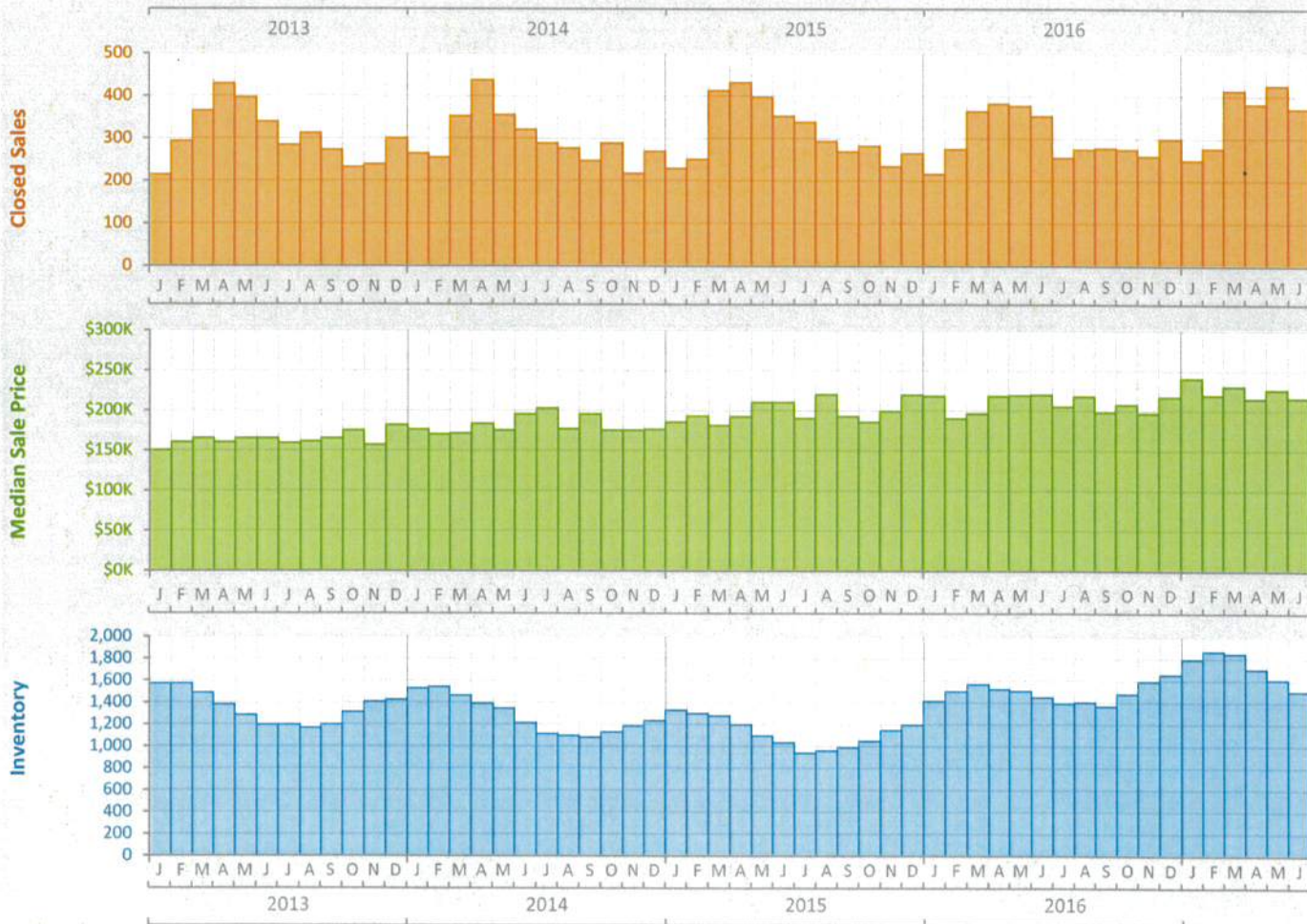
Sarasota County



FloridaRealtors®
The Voice for Real Estate™ in Florida



	June 2017	June 2016	Percent Change Year-over-Year
Closed Sales	370	353	4.8%
Paid in Cash	214	220	-2.7%
Median Sale Price	\$215,500	\$220,000	-2.0%
Average Sale Price	\$362,344	\$379,877	-4.6%
Dollar Volume	\$134.1 Million	\$134.1 Million	0.0%
Med. Pct. of Orig. List Price Received	93.2%	94.9%	-1.8%
Median Time to Contract	67 Days	50 Days	34.0%
Median Time to Sale	113 Days	102 Days	10.8%
New Pending Sales	346	254	36.2%
New Listings	351	317	10.7%
Pending Inventory	514	454	13.2%
Inventory (Active Listings)	1,499	1,449	3.5%
Months Supply of Inventory	4.8	4.8	0.0%



Produced by Florida REALTORS® with data provided by Florida's multiple listing services. Statistics for each month compiled from MLS feeds on the 15th day of the following month. Data released on Monday, July 24, 2017. Historical data revised on Monday, January 16, 2017. Next data release is Thursday, August 24, 2017.

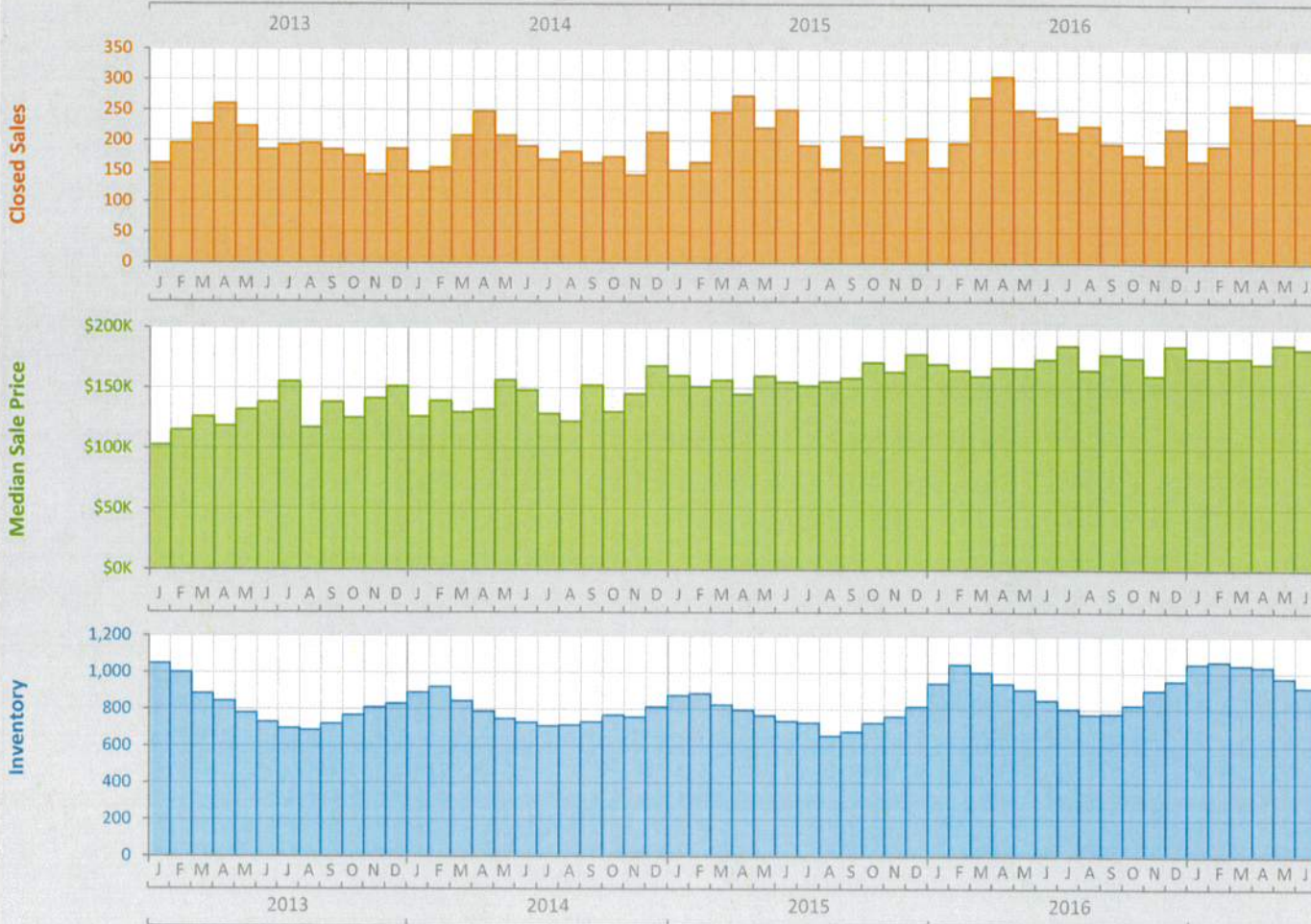
Monthly Market Summary - June 2017

Townhouses and Condos

Manatee County



	June 2017	June 2016	Percent Change Year-over-Year
Closed Sales	230	238	-3.4%
Paid in Cash	129	143	-9.8%
Median Sale Price	\$182,500	\$174,000	4.9%
Average Sale Price	\$228,775	\$221,240	3.4%
Dollar Volume	\$52.6 Million	\$52.7 Million	-0.1%
Med. Pct. of Orig. List Price Received	94.8%	94.1%	0.7%
Median Time to Contract	54 Days	53 Days	1.9%
Median Time to Sale	99 Days	102 Days	-2.9%
New Pending Sales	233	227	2.6%
New Listings	235	245	-4.1%
Pending Inventory	290	333	-12.9%
Inventory (Active Listings)	921	851	8.2%
Months Supply of Inventory	4.4	4.0	10.0%



Produced by Florida REALTORS® with data provided by Florida's multiple listing services. Statistics for each month compiled from MLS feeds on the 15th day of the following month. Data released on Monday, July 24, 2017. Historical data revised on Monday, January 16, 2017. Next data release is Thursday, August 24, 2017.