

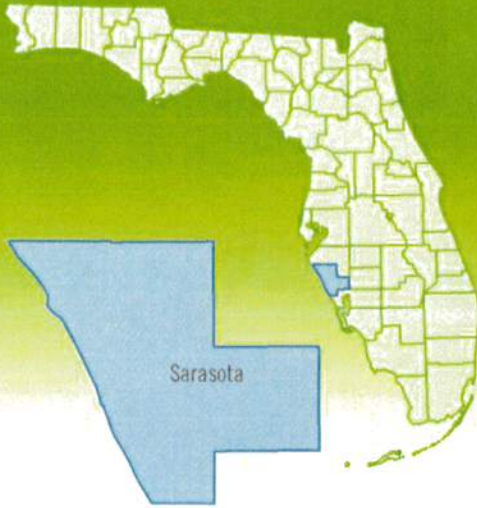
# Monthly Market Summary - April 2017

## Single Family Homes

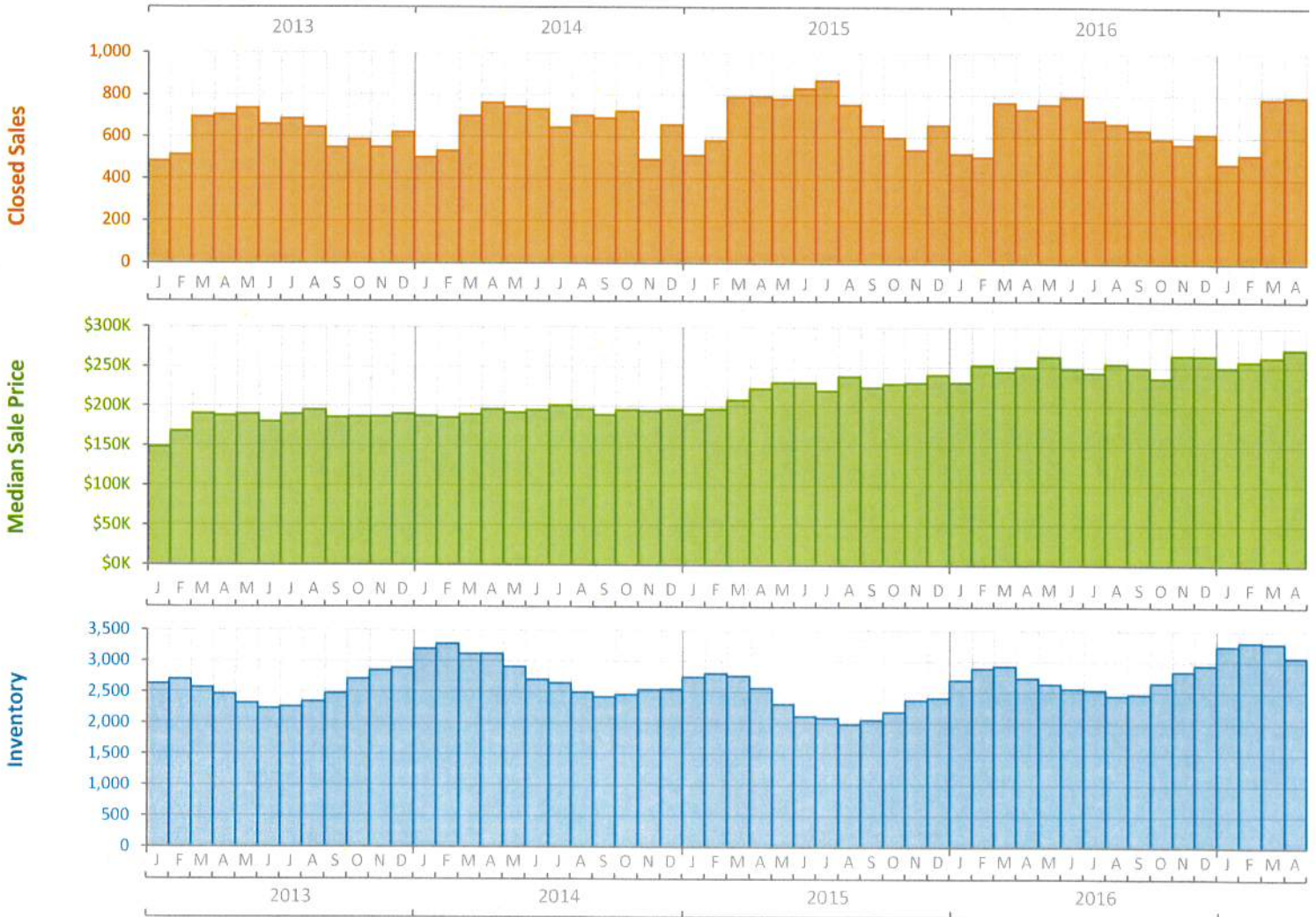
### Sarasota County



**FloridaRealtors®**  
The Voice for Real Estate™ in Florida



	April 2017	April 2016	Percent Change Year-over-Year
Closed Sales	793	732	8.3%
Paid in Cash	316	298	6.0%
Median Sale Price	\$272,500	\$250,000	9.0%
Average Sale Price	\$382,073	\$333,130	14.7%
Dollar Volume	\$303.0 Million	\$243.9 Million	24.2%
Med. Pct. of Orig. List Price Received	95.2%	95.1%	0.1%
Median Time to Contract	45 Days	35 Days	28.6%
Median Time to Sale	94 Days	87 Days	8.0%
New Pending Sales	823	847	-2.8%
New Listings	730	810	-9.9%
Pending Inventory	1,244	1,272	-2.2%
Inventory (Active Listings)	3,070	2,734	12.3%
Months Supply of Inventory	4.7	4.0	17.5%



# Monthly Market Summary - April 2017

## Single Family Homes

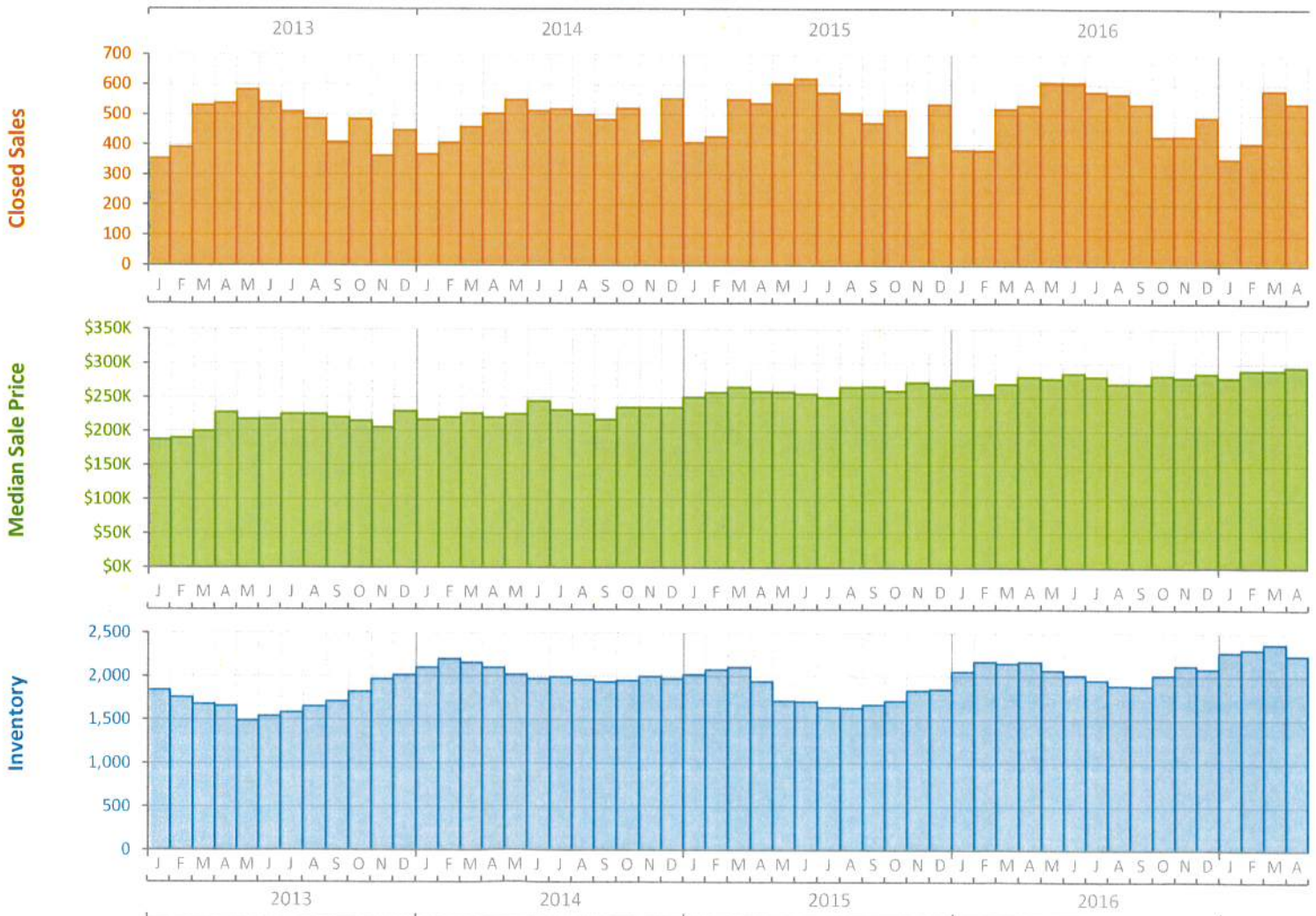
### Manatee County



**FloridaRealtors**  
The Voice for Real Estate® in Florida



	April 2017	April 2016	Percent Change Year-over-Year
Closed Sales	539	531	1.5%
Paid in Cash	160	175	-8.6%
Median Sale Price	\$295,000	\$280,000	5.4%
Average Sale Price	\$362,553	\$355,422	2.0%
Dollar Volume	\$195.4 Million	\$188.7 Million	3.5%
Med. Pct. of Orig. List Price Received	95.4%	95.5%	-0.1%
Median Time to Contract	46 Days	38 Days	21.1%
Median Time to Sale	93 Days	88 Days	5.7%
New Pending Sales	657	635	3.5%
New Listings	629	732	-14.1%
Pending Inventory	958	1,025	-6.5%
Inventory (Active Listings)	2,243	2,166	3.6%
Months Supply of Inventory	4.4	4.3	2.3%



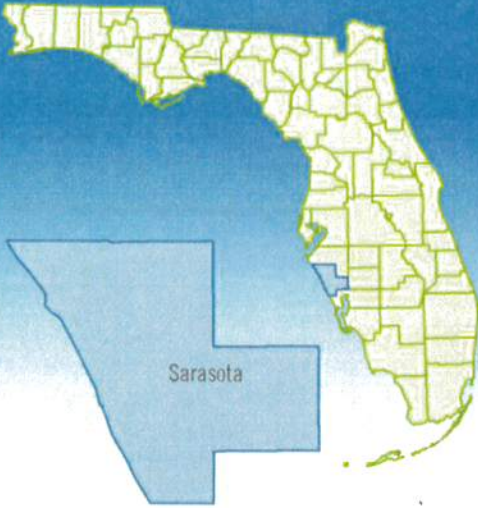
# Monthly Market Summary - April 2017

## Townhouses and Condos

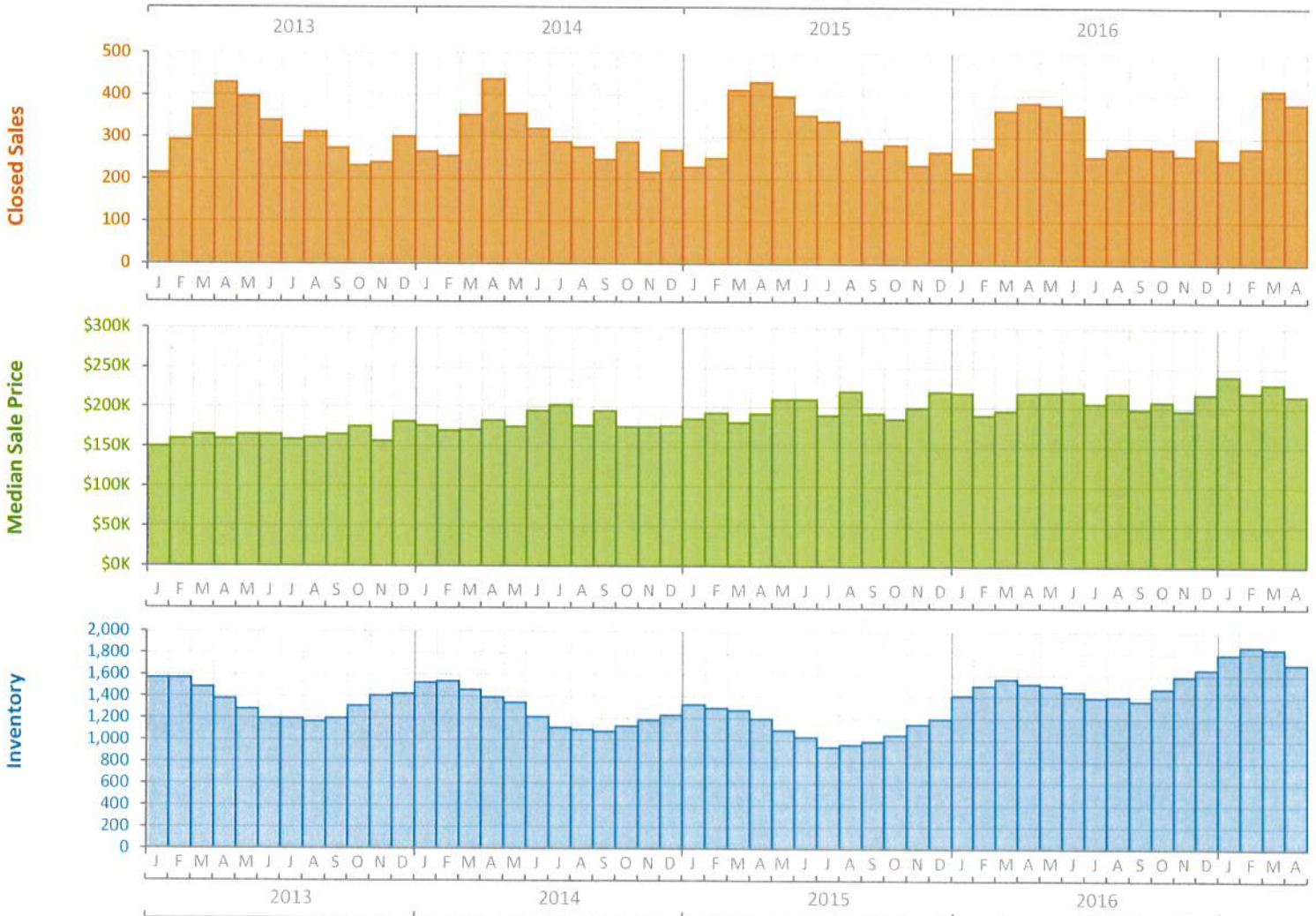
### Sarasota County



**FloridaRealtors®**  
The Voice for Real Estate in Florida



	April 2017	April 2016	Percent Change Year-over-Year
Closed Sales	381	382	-0.3%
Paid in Cash	252	253	-0.4%
Median Sale Price	\$215,000	\$218,000	-1.4%
Average Sale Price	\$312,361	\$376,033	-16.9%
Dollar Volume	\$119.0 Million	\$143.6 Million	-17.2%
Med. Pct. of Orig. List Price Received	94.2%	95.2%	-1.1%
Median Time to Contract	46 Days	35 Days	31.4%
Median Time to Sale	87 Days	84 Days	3.6%
New Pending Sales	412	397	3.8%
New Listings	382	453	-15.7%
Pending Inventory	642	621	3.4%
Inventory (Active Listings)	1,703	1,520	12.0%
Months Supply of Inventory	5.5	5.0	10.0%



# Monthly Market Summary - April 2017

## Townhouses and Condos

### Manatee County



**FloridaRealtors®**  
The Voice for Real Estate™ in Florida



	April 2017	April 2016	Percent Change Year-over-Year
Closed Sales	238	305	-22.0%
Paid in Cash	135	188	-28.2%
Median Sale Price	\$170,500	\$167,000	2.1%
Average Sale Price	\$213,022	\$312,146	-31.8%
Dollar Volume	\$50.7 Million	\$95.2 Million	-46.7%
Med. Pct. of Orig. List Price Received	93.8%	96.0%	-2.3%
Median Time to Contract	50 Days	33 Days	51.5%
Median Time to Sale	92 Days	77 Days	19.5%
New Pending Sales	208	291	-28.5%
New Listings	254	277	-8.3%
Pending Inventory	323	393	-17.8%
Inventory (Active Listings)	1,032	941	9.7%
Months Supply of Inventory	4.9	4.5	8.9%

